



TARAFLEX®

— SPORTS FLOORING —



Taraflex® Sports Flooring

Where champions play™

Gerflor®



gerflor.com / follow us:



Summary

- 04. Gerflor, where champions play™
- 06. Why should you choose Taraflex®?
- 08. Choosing the right sports floor
- 10. The secrets of Taraflex® sports flooring
- 12. How to choose the right floor?
- 14. A large palette of colours & designs
- 16. Innovative services to make your floor unique
- 18. Specific applications racket sports
- 21. Specific applications disability & rolling sports
- 22. A wide range of complementary solutions
- 24. Protect your floor
- 26. Game lines and maintenance
- 28. Technical Data
- 30. Project references

Gerflor, where champions play™



Indoor synthetic floors:

The best performing products on the market

Taraflex® has been one of the pioneer in 1947 when developing synthetic floors and is today the world leading brand for indoor sports floor.

With a complete range of products, Gerflor offers the perfect solution adapted to all users and usages, from low impact activities through to elite and performance sports.

Gerflor sets itself the highest standards when it comes to the environmental quality of its products.

Made in France 

Taraflex® sport floors are recognised all over the world

Every day more than

6 millions children

play on a Taraflex® sports floor.

3500

high level competitions

per year are played on a Taraflex® sports floor.



Hardwood flooring systems:

More than 100 years
Of experience



Founded in 1872, Connor Sports® is the market leader in portable and permanent hardwood sports flooring systems. Connor Sports® professional engineers lead the industry in new product design and development, setting the standard for innovative solutions in sports surfacing.

In 1914, Connor Sports® installed the first basketball court in the USA.

In the late 90's, Boston Celtics selected Connor Sports® to repurpose their famed parquet into a portable flooring system.

Please check availability in your zone with your local representative



Outdoor play areas:

World's leading outdoor
Sport surface



In 1974, Sport Court® created the outdoor game court. Since then, over 150,000 courts have been installed worldwide.


Sport Court®'s superior outdoor play surface is designed to:

- keep athletes safe
- allow for year-round sports activity
- eliminate costly annual maintenance



Indoor sport areas:

Historic leader
in linoleum sport flooring

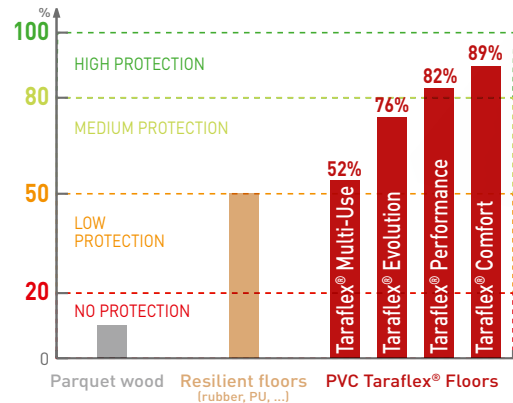


DLW Linoleum has been manufacturing high class sport linoleum for over 30 years and is proud to deliver uncompromising product quality. Adapted to both specific and multi-function use, linoleum high performance floors are a great option to address various applications, from kindergartens to multipurpose halls and fitness centres. Thanks to its acknowledged sustainable features, millions of square metres of sport linoleum have been installed over the years and still convince new generations of users.

Why should you choose Taraflex®?

1 For protection

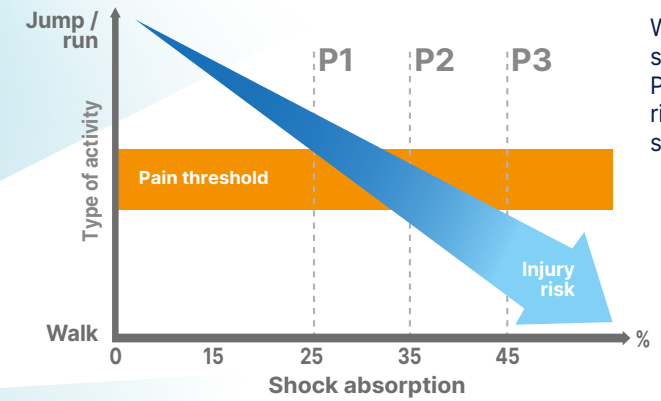
The floor that brings immediate protection on impact to all users when falling, diving or sliding on the floor.



Gerflor offers Taraflex® Comfort, a P3 floor with the highest level of comfort on the market.


2 For Safety

Shock absorption **minimises the force** of impact on the body and reduces long term injury risk.



With a complete range of shock absorption P1/P2/P3, Gerflor provides the right solution and the best safety for every user.

5 For its Sustainability commitment



Indoor air quality



Proactive post manufacturing waste management



A second life programme for post installation waste



Reduced maintenance costs



Selected and responsible raw materials

Reach* compliant

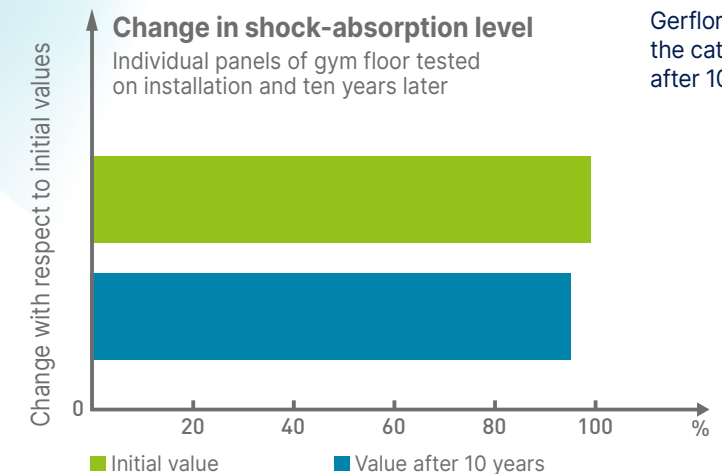
*REACH is the European regulation on registering, assessing and authorising chemical products within the European Union

TARAFLEX®
SINCE 1947



3 For Durability

Taraflex® technologies ensure long-lasting **High Performance**



Gerflor guarantees the category P1/P2/P3 after 10 years use*.

*Gerflor's internal ageing tests

4 For its legitimacy

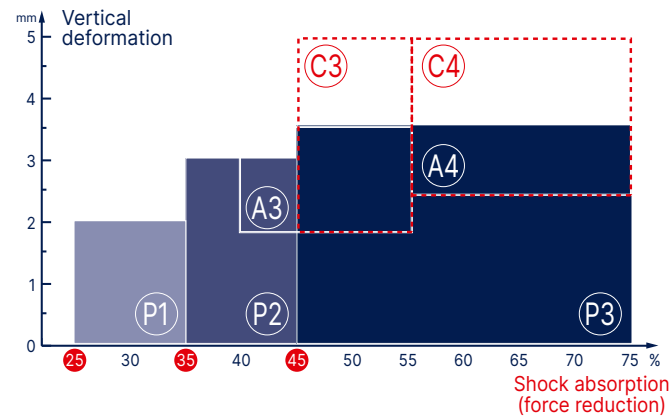
Partner of major sports events



Choosing the right sports floor

Sports floors are classified into 3 categories:

- Point-elastic floors such as Taraflex® sports floors.
- Area-elastic floors such as sprung wooden floors.
- Combined floors, providing a combination of point-elastic and area-elastic floor features.



The objective of the European sport standards EN 14904 is to draw attention to the necessity of installing safe, comfortable floors. The purpose of a sports floor is to minimise the force of impact on the body and reduce the risk of long-term injury. This property is called safety and is measured by shock absorption.

EN 14904 determines shock absorption classes for all floors. A floor needs to provide minimum 25% shock absorption to be considered a sports floor.

Standard values:

The EN 14904 standard determines force reduction classes for all floors. The objective is to draw attention to the necessity of installing safe, comfortable floors that reduce the risk of injuries.

EN 14904	Description	Standard	Requirement	Units
Sports properties	Vertical deformation	EN 14809	≤ 3.5	mm
	Shock absorption (Force Reduction)	EN 14808	≥ 25	%
	Friction coefficient	EN 13036-4	80 - 110	-
	Ball bounce	EN 12 235	≥ 90	%
Technical characteristics	Indentation resistance	EN 1516	≤ 0.5	mm
	Wheel resistance	EN 1569	≥ 1500	N
	Impact resistance	EN 1517	≥ 8	N/m
	Abrasion resistance	EN ISO 5470-1	≤ 1000	mg
	Gloss	EN ISO 2813	≤ 30	%
	Flatness	EN 13036-7	< 6mm/3m	-
	Fire rating	EN 13501-1	Cfl-s1	-
Classification	Formaldehyde emission	EN 717-1/2	≥ E1	-
	Pentachlorophenol emission	EN 12673	< 0.1	%

IPI: Impact Protection Index

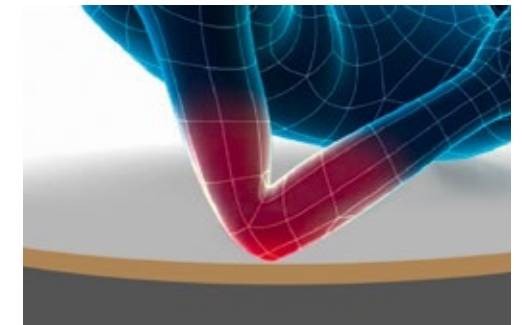
Protection is the property of the floor that reduces immediate injuries when falling, diving, sliding on the floor for all users (children, adults, athletes...)

Protection is not considered by EN 14904 but is an important criteria, as in many instances sports floors are used for educational purposes.

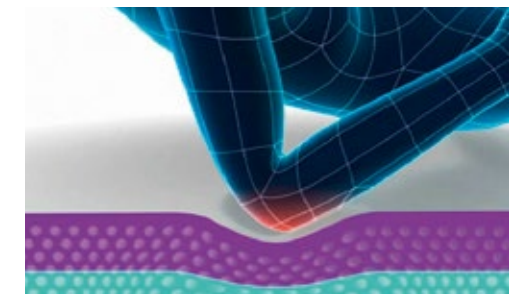
Gerflor measures protection with the Impact Protection Index and defines 3 categories of protection:

IPI = Impact Protection Index

≤ 50%	low protection
50% < IPI ≤ 80%	medium protection
> 80%	high protection



Small surface impact area, **low IPI** floors, high risks of immediate injuries.



High impact surface area, **high IPI** floors.



Choosing a sports floor requires a good understanding of the usage of the sports hall:

- Type of users: from children to high level athletes
- Type and variety of sports
- Type of sport equipment: tennis or volleyball posts, gym equipment, ...
- Use for activities other than sport: exams, concerts, requiring other specific equipment

The secrets of Taraflex® sports flooring

1 ProtecSol®

An intelligent surface with the unique and patented triple action ProtecSol®:

- Best solution to maximise both slide and grip.
- A friction-burn free surface, on which the temperature during a fall is reduced by 25%.
- Cost effective and easy to maintain.

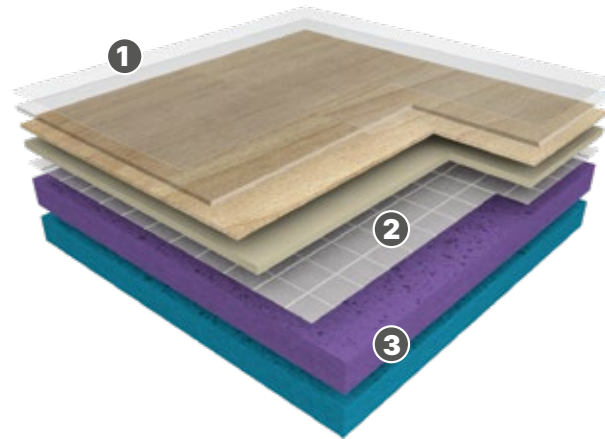
2 D-Max™

D-Max™ surface is a UNIQUE complex made up of calendared PVC sheets reinforced with a fibreglass grid.

- High durability
- Outstanding dimensional stability

3 CXP^{COMFORT} HD

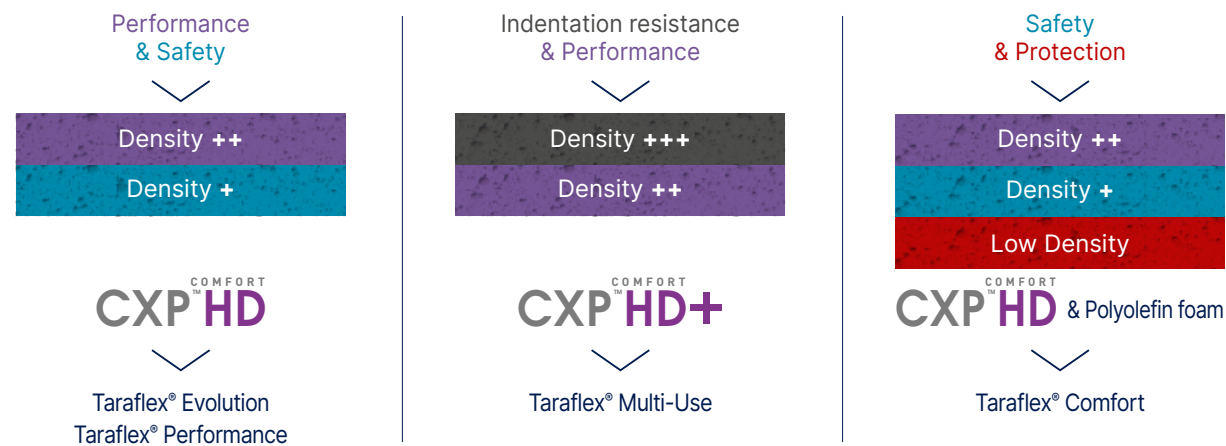
Taraflex® Double Density Technology



4 different foams




3 types of products



Taraflex® SL

Adhesive free sustainable installation




Taraflex® SL* combines an easy, fast and sustainable installation with the high quality standards of Gerflor : ease of maintenance, great sports performances and durability.

Available with:
Taraflex® Evolution
Taraflex® Performance

Dry-Tex™ System

Solution for damp subfloors



- **Cost-effective** - no need for additional moisture barriers (DPM's) saving both labour and material costs
- **Time-effective** - no need to wait for the slab to dry out
- **Greater durability and performance** - unbeatable bonding strength to the subfloor

Available with:
Taraflex® Evolution
Taraflex® Performance




- **DTx™** textile material with CXP HD foam backing
- **GERPUR** proprietary mono component adhesive that reacts to humidity: the higher the moisture, the quicker the bonding!

Installation criteria:	
Moisture	No limit*
Flatness	< 6mm / 3m
Surface	Hydraulic concrete**

*No surface water on the slab
**For more information contact us

Taraflex® Isolsport

Solution for cost-effective renovation works



- For damp surfaces**
- Free-Floating
 - Minimises risks from rising dampness
 - Provides a solution for renovation work


Installation criteria:	
Moisture	RH < 92% (BS 8203) or < 7% humidity (CCM)
Flatness	< 6mm / 3m
Surface	Hydraulic concrete / Porous subfloor

How to choose the right floor?

Multi Sport, Education, Club & Competition

Taraflex® Performance

Best balance of sport performance and safety



9 mm P2


Also available with Dry-Tex™

Also available in Taraflex® Performance SL



Taraflex® Evolution

The reference in sports flooring



7.5 mm P1


Also available with Dry-Tex™

Also available in Taraflex® Performance SL



Taraflex® Comfort

Maximum protection & safety




12.5 mm P3




Multi Purpose, Sport & Non-Sport Activities

Taraflex® Multi-Use

Performance & very high indentation resistance




6.2 mm P1




Taraflex® Surface

Compact surface, to be used alone or on sub-construction*

*Meets EN14904 with sub-construction



2 mm




A large palette of colours & designs

Taraflex® Surface



5763 - Maple Sun / Y = 40.2



5742 - Wood Oak / Y = 27.8




6350 - Light Cherry / Y = 43.3



6445 - Lagoon / Y = 24.9

Taraflex® Evolution



6347 - Beige / Y = 39.7



2404 - London Light Blue / Y = 33.8




6211 - Gold / Y = 41.5



6038 - Terracotta / Y = 19.9


Taraflex® Performance



6873 - Anthracite / Y = 20.5




6557 - Forest / Y = 10.9



3764 - Taupe / Y = 17.9



6559 - Spring / Y = 47.1




6159 - Pink / Y = 19.1



6431 - Teal / Y = 19.2


Taraflex® Comfort



6830 - Black / Y = 3.1




6430 - Blue / Y = 8.0




6758 - Silver Gray / Y = 32.6



6570 - Mint Green / Y = 16.6



6180 - Red / Y = 9.8



6146 - Coral / Y = 27.8


Taraflex® Multi-Use



6844 - Black Strips / Y = 14.5




6391 - Maple Stone / Y = 30.6



6373 - Maple Ocean / Y = 21.1



6390 - Maple Lava / Y = 9.7




6392 - Maple Earth / Y = 10.2



6379 - Maple Desert / Y = 23.2



6350 - Light Cherry Design / Y = 43.3



5742 - Wood Oak / Y = 27.8



2790 - Polished Concrete Dark Grey / Y = 15.3




2791 - Polished Concrete Light Grey / Y = 27.4



6180 - Red / Y = 9.8



6430 - Blue / Y = 8.0



6557 - Forest / Y = 10.9




6758 - Silver Gray / Y = 32.6

Innovative services to make your floor unique



Personalise your sports floor using the digital printing process

- **Choose from collection**
choose one of our designs from our catalogue (examples shown below)
- **Change colour**
recolour the standard design of your choice
- **Customise**
create your own design




Nature Land
Return to basics and simplicity with natural designs

Retronaute
A modern atmosphere with distinct character

Fun
An explosion of colours and designs

Urban
Factory style with brut colours and sobre designs



Available with all Taraflex floors
More designs available, visit our website: mytaraflex.gerflor.com
Minimum Order Quantity : 240m² / special price / each request subject to individual study*



For a stunning result

Thanks to the waterjet cutting technology, **customise your floor** with your city or club colours. For further information, please contact your local Gerflor representative.

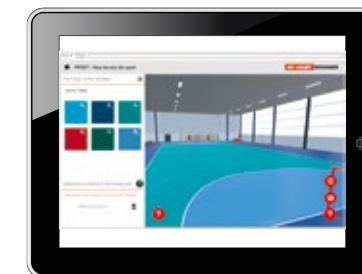


3D court designer



- 1 Choose your surface:
monosport or multisports

Available on: courtdesigner.gerflor.com



- 2 Choose your colours


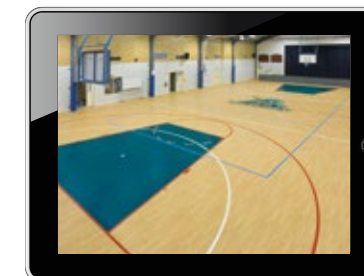
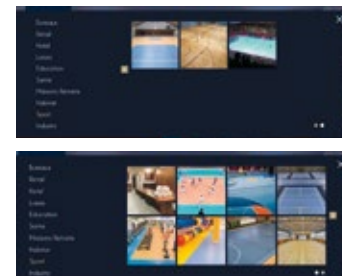


- 3 Visualise your sport hall

Interior designer

For a realistic view of your environment

- Download your picture and include the floor
- Or change the floor colours in selected pictures




Available on: interiordesigner.gerflor.com

Specific applications racket sports

- Racket sport floors should offer an excellent compromise between slide and grip for lateral moves, accelerations and changes of direction.
- Gerflor offers a complete range of solutions for racket sports with different types of installation methods (portable and permanent floors) to meet player's expectations and facilities needs.

Taraflex® Table Tennis

Engineered and developed in partnership with the International Table Tennis federation (ITTF)



Permanent solution


4.5 mm | 6.2 mm | P1

Permanent Solution
6109 Framboise

Portable solution

3.7 mm

ITTF



Taraflex® Badminton

The ultimate floor for badminton movements



Permanent solution

4.5 mm | 7.5 mm | P1

Permanent Solution
6570 Mint Green

Portable solution

3.9 mm







Specific applications disability & rolling sports

Taraflex® Multi-Use

Perfect floor for disability sports




- A real sports floor in the P1 category
- Low vertical deformation makes it ideal for manoeuvrability of wheelchairs
- Ideal combination of protection and sports performance

6.2 mm P1

Taraflex® Surface

Ideal floor for rolling sports




- Meets EN 14904 when installed on subconstruction (A3/A4 category)
- Ideal for rolling sports and heavy-duty multipurpose usage

2 mm

Taraflex® Comfort

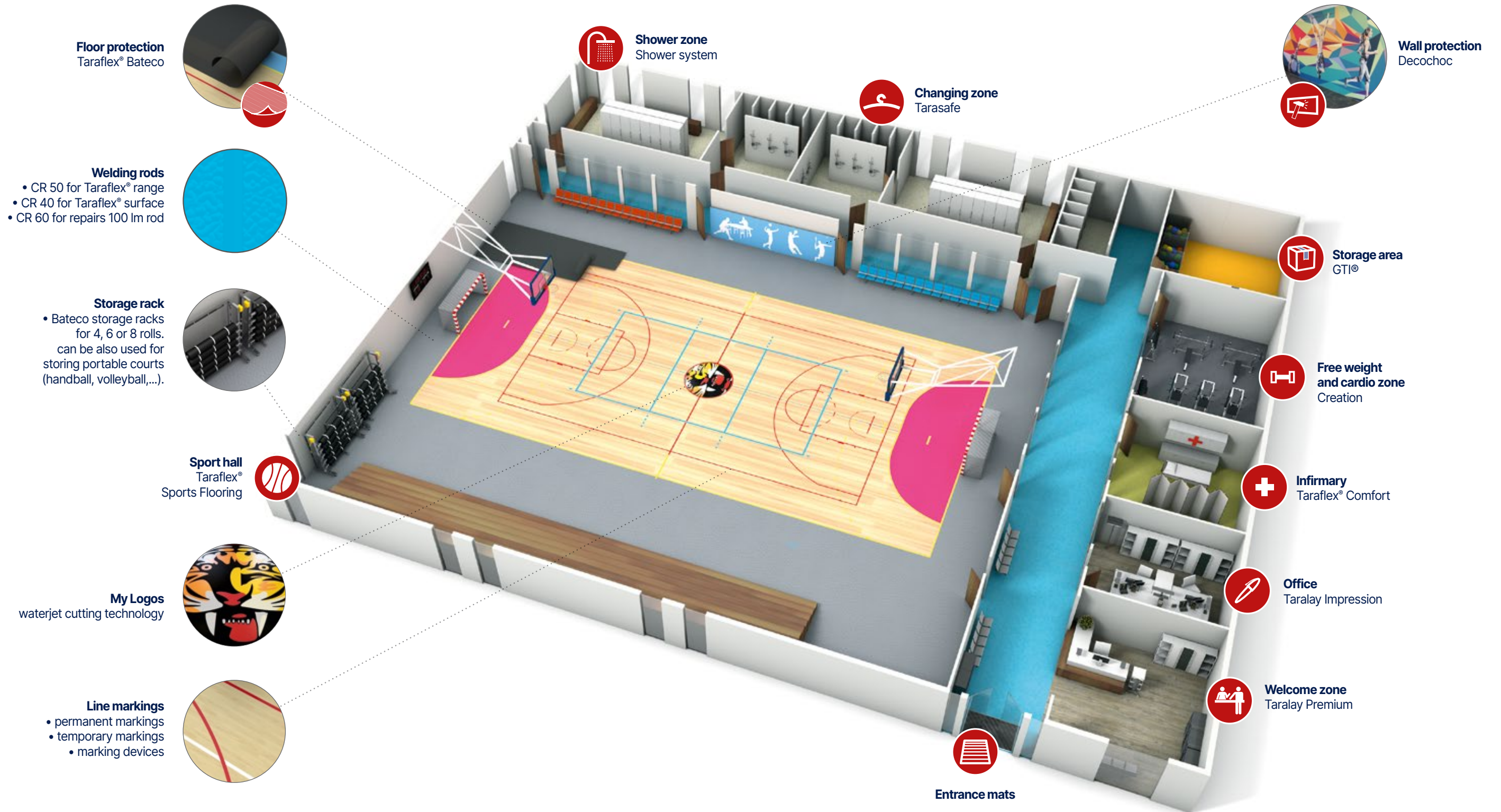
The perfect solution for safety and protection



12.5 mm P3



A wide range of complementary solutions




Protect your floor


Bateco protective layer

Taraflex® Bateco


Removable protective surface



- Made from 100% post manufacturing recycled waste
- Specially designed to prevent marking by chairs, tables and heels on sports floors
- Roll Size: 301m x 1.5m
- Thickness: 1.5mm
- Edge to edge installation
- Strips can be secured with single-sided adhesive tape



Single-sided tape AT7 & Unroller



- 100mm width, black
- Bonds without leaving marks, non migrating



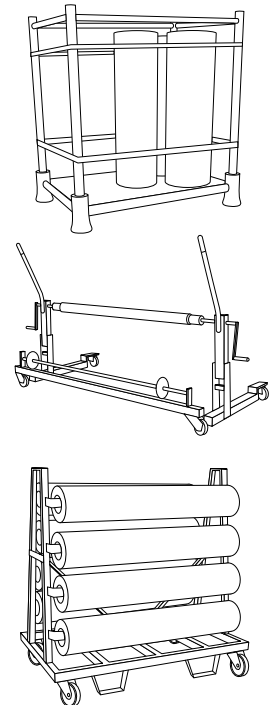
Storage equipment

Storage equipment helps you with transport, storage, installation and uninstallation of your protective layer or sport floor.

Description	Use
Nairod pallet	For transportation and storage of mobile court (160 × 120 × 180)

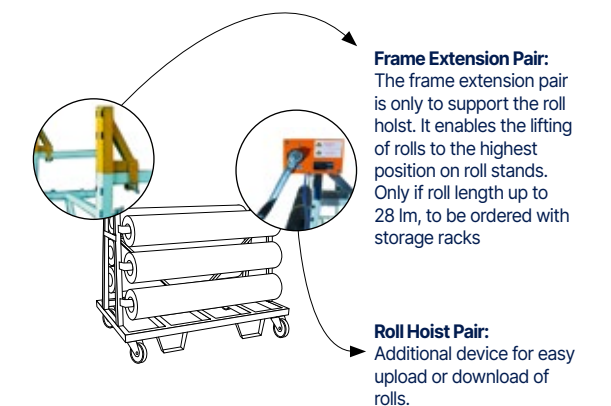
Description	Use
Serving Trolley Portable floors	To wind and unwind Bateco or portable floors
Serving Trolley Bateco	

Description	Use
Storage rack for 4 rolls DPP4	For Bateco storage
Storage rack for 4 rolls DPP4	For portable floors
Storage rack for 6 rolls DPP6	For Bateco storage
Storage rack for 6 rolls DPP6	For portable floors
Storage rack for 8 rolls DPP8	For Bateco storage
Storage rack for 8 rolls DPP8	For portable floors
Storage rack for 10 rolls DPP10	For Bateco storage



Accessories

Description	Use
Guiding pole	Fixed at the front of the storage rack to easily wind and unwind Bateco or portable floors
Motorised Unwinding Kit	Motorised system to easily wind and unwind Bateco or sports floors
Holding Strap	Holding strap to prevent roll unwinding



Game lines and maintenance

Gamelines and tapes

Permanent installation: game lines paint

Description*	Use
Kit TLD Aqua Basket	200 lm / 5 cm width / red
Kit TLD Aqua Badminton	100 lm / 4 cm width / black
Kit TLD Aqua Tennis	150 lm / 5 cm width / white
Kit TLD Aqua Handball	230 lm / 5 cm width / yellow
Kit TLD Aqua Volley	85 lm / 5 cm width / blue



*Each kit contains 1 roller, adhesive tapes and the adequate number of paint and hardener cans

Temporary installation: game lines

Description*	Use
3 M Tapes Black	For game lines
3 M Tapes White**	For game lines - White = Tennis
3 M Tapes Red	For game lines - Red = Basket
3 M Tapes Blue	For game lines - Blue = Volley




* To be used on Taraflex range except on canvas and tennis embossing

** White colour can be used for any other monosport court

Temporary installation: adhesive tapes

Description	Type of Support
Double-sided adhesive tape	For smooth surface (varnished wood, vinyl)
Tarafix SL	Holding strips for Taraflex® SL solutions
Unroller double-sided tape	



Maintenance protocol

	Maintenance type	Maintenance rating	Tools to be used	Cleaning products	Maintenance guidelines
Initial maintenance	Mechanical cleaning	-	or if dirty	Neutral detergent or alkaline detergent if dirty (ex: Dynattech Trophy*)	<ul style="list-style-type: none"> Rotary cleaning machine or scrubbed machine equipped with water vacuum
Daily maintenance	Manual cleaning	1x per day		-	<ul style="list-style-type: none"> Broom without water
Weekly maintenance	Mechanical cleaning if manual daily cleaning	2x/week (1x for small halls)	or light green	Neutral detergent or alkaline detergent if dirty (ex: Dynattech Trophy*)	<ul style="list-style-type: none"> Wet broom Mechanical cleaning
Deep-down cleaning	Mechanical cleaning	Every school breaks (or every 2 months)	or light green	Special detergent for scuffing and resin (ex: Traciflex*)	<ul style="list-style-type: none"> Pour detergent over shoe scuffings / resin marks... Wait 10 minutes Clean mechanically

* Product distributed by Gerflor

Traciflex



- Multipurpose detergent for cleaning the vinyl sport floors (shoe marks and contact marks)
- Also suitable for floors which are difficult to clean
- For daily or weekly maintenance

Tanex Trophy



- Multipurpose detergent for cleaning the vinyl sport floors (shoe marks and contact marks)
- Also suitable for floors which are difficult to clean
- For weekly maintenance

Spray Taraclean



- Spray cleaner to remove occasional and tough stains, notably resin marks

Technical Data

Description	Standard	Requirement	Units	Taraflex® Surface	Taraflex® Multi-Use	Taraflex® Evolution	Taraflex® Performance	Taraflex® Comfort	Taraflex® Badminton			Taraflex® Table Tennis			Taraflex® Bateco	Taraflex® Isolsport
									Portable	4.5	7.5	Portable	4.5	6.2		
Dry-Tex™ System	-	-	-	-	-			-	-	-		-	-	-	-	-
Taraflex® SL (Sustainable and Looselay)	-	-	-	-	-			-	-	-	-	-	-	-	-	-
Product Description																
Surface treatment	-	-	-	Triple-Action Protecsol®	Triple-Action Protecsol®	Triple-Action Protecsol®	Triple-Action Protecsol®	Triple-Action Protecsol®	Triple-Action Protecsol®	PUR Protect®	Triple-Action Protecsol®	Triple-Action Protecsol®	PUR Protect®	Triple-Action Protecsol®	-	-
Surface complex	-	-	-	D-Max™	D-Max™	D-Max™	D-Max™	D-Max™	100% Pur PVC	100% Pur PVC	D-Max™	100% Pur PVC	100% Pur PVC	D-Max™	-	-
Foam	-	-	-	-	CXP-HD +™	CXP-HD™	CXP-HD™	CXP-HD™	CXP	CXP	CXP-HD™	CXP	CXP	CXP-HD+™	-	-
Thickness	EN ISO 24346	-	mm	2	6.2	7.5	9	12.5	3.9	4.5	7.5	3.7	4.5	6.2	1.5	1.65
Weight	EN ISO 23997	-	kg/m²	2.9	4.2	4.6	5.2	5.1	1.95	2.6	4.6	1.9	2.6	4.2	2.05	1.35
Length*	EN ISO 24341	-	lm	26.5 Max	26.5 Max	26.5 Max	26.5 Max	26.5 Max	16 STD	20.5 STD	26.5 Max	16 STD	20.5 STD	20.5 STD	20 / 30	45 Max
Width	EN ISO 24341	-	lm	1.5	1.5	1.5	1.5	1.5	3 x 2.7	1.5	1.5	1.5	1.5	1.5	1.5	2
Sport Properties																
Shock absorption	EN 14808	≥ 25	%	-	P1	P1	P2	P3	-	-	P1	-	-	P1	-	-
Vertical deformation	EN 14809	≤ 3.5	mm	≤ 2	≤ 2	≤ 2	≤ 3	≤ 3.5	≤ 2	≤ 2	≤ 2	≤ 2	≤ 2	≤ 2	-	-
Sliding coefficient	EN 13036-4	80 to 110	-	80 to 110	80 to 110	80 to 110	80 to 110	80 to 110	80 to 110	80 to 110	80 to 110	80 to 110	80 to 110	80 to 110	-	-
Ball bounce	EN 12235	≥ 90	%	≥ 90	≥ 90	≥ 90	≥ 90	≥ 90	-	≥ 90	-	-	≥ 90	≥ 90	-	-
Ball speed	ITF	-	-	-	-	-	-	-	-	-	-	-	-	-	-	-
Technical Characteristics																
Abrasion resistance	EN ISO 5470-1	≤ 1000	mg	≤ 350	≤ 350	≤ 350	≤ 350	≤ 350	≤ 350	≤ 350	≤ 350	≤ 350	≤ 350	≤ 350	≤ 300	-
Impact resistance	EN 1517	≥ 8	N/m	≥ 8	≥ 8	≥ 8	≥ 8	≥ 8	-	-	≥ 8	-	-	≥ 8	-	-
Indentation resistance	EN 1516	≤ 0.5	mm	≤ 0.5	≤ 0.5	≤ 0.5	≤ 0.5	≤ 0.5	≤ 0.5	≤ 0.5	≤ 0.5	≤ 0.5	≤ 0.5	≤ 0.5	≤ 0.5	≤ 0.5
Classification																
Fire	EN 13501-1	-	-	B _{fl} -s1	C _{fl} -s1	C _{fl} -s1	C _{fl} -s1	C _{fl} -s1	B _{fl} -s1	C _{fl} -s1	C _{fl} -s1	B _{fl} -s1	C _{fl} -s1	C _{fl} -s1	B _{fl} -s1	C _{fl} -s1
Anti-bacterial activity (E. coli - S. aureus - MRSA) ⁽¹⁾	ISO 22196	-	-	> 99% inhibits growth									> 99% inhibits growth			
CE Marking																
	EN 14 904	-	-	Fire Sliding Coefficient Abrasion Resistance Rolling load Resistance	Fire Shock Absorption Sliding Coefficient Abrasion Resistance Rolling load Resistance	Fire Sliding Coefficient Abrasion Resistance Rolling load Resistance	Fire Sliding Coefficient Abrasion Resistance Rolling load Resistance	Fire Sliding Coefficient Abrasion Resistance Rolling load Resistance	Fire Sliding Coefficient Abrasion Resistance Rolling load Resistance	Fire Sliding Coefficient Abrasion Resistance Rolling load Resistance	Fire Sliding Coefficient Abrasion Resistance Rolling load Resistance	Fire Sliding Coefficient Abrasion Resistance Rolling load Resistance	Fire Sliding Coefficient Abrasion Resistance Rolling load Resistance	Fire Sliding Coefficient Abrasion Resistance Rolling load Resistance	Fire Sliding Coefficient Abrasion Resistance Rolling load Resistance	Fire

The proposed specifications fall within the tolerance limits usually accepted in this sector whilst still complying with standards.




(1) The implementation of an effective cleaning method is the best defence against infection

* For different roll lengths please contact us

INSTALLATION ON DAMP SUBFLOOR

Gerflor provides installation on Isolsport (free floating underlay) or Taraflex® Dry-Tex™ System or Taraflex® SL. Please contact your sales representative for more information.

Project references





Z0046129

We care / We act Our Commitments for a Sustainable future



CARBON FOOTPRINT*
-20 % kg

CO₂ equivalent/m²
between 2020 and 2025



BIOSOURCED CONTENT**
10 % by 2025



RECYCLED CONTENT
30 % by 2025



ADHESIVE FREE***
35 % by 2025



ANNUAL VOLUME RECYCLED
60 000 t by 2025



* Scopes 1 and 2 defined in the GHG protocol ** % of activity with biosourced materials *** % of activity - adhesive free solution